


INDIAN INCOME TAX RETURN ACKNOWLEDGEMENT			Assessment Year 2024-25
[Where the data of the Return of Income in Form ITR-1(SAHAJ), ITR-2, ITR-3, ITR-4(SUGAM), ITR-5, ITR-6, ITR-7 filed and verified] (Please see Rule 12 of the Income-tax Rules, 1962)			
PAN	AABTG1259L		
Name	GYAPRASAD JAIN CHERITABLE TRUST		
Address	35, WORLD BUSINESS HOUSE, NR. PARIMAL GARDEN, ELLISBRIDGE , AHMEDABAD , 11-Gujarat, 91-INDIA, 380006		
Status	05-AOP/BOI	Form Number	ITR-7
Filed u/s	139(1)-On or before due date	e-Filing Acknowledgement Number	651821241261024
Taxable Income and Tax Details	Current Year business loss, if any	1	0
	Total Income	2	0
	Book Profit under MAT, where applicable	3	0
	Adjusted Total Income under AMT, where applicable	4	0
	Net tax payable	5	0
	Interest and Fee Payable	6	0
	Total tax, interest and Fee payable	7	0
	Taxes Paid	8	26,75,018
	(+) Tax Payable /(-) Refundable (7-8)	9	(-) 26,75,020
Accreted Income and Tax Detail	Accreted Income as per section 115TD	10	0
	Additional Tax payable u/s 115TD	11	0
	Interest payable u/s 115TE	12	0
	Additional Tax and interest payable	13	0
	Tax and interest paid	14	0
	(+) Tax Payable /(-) Refundable (13-14)	15	0
This return has been digitally signed by <u>SUNITA JAIN</u> in the capacity of <u>Principal Officer</u> having PAN <u>ABJPJ7125P</u> from IP address <u>110.227.246.101</u> on <u>26-Oct-2024 17:20:42</u> DSC Si.No & Issuer <u>8251536</u> & <u>496523097718CN=Capricorn Sub CA for Individual DSC 2022,OU=Certifying Authority,O=Capricorn Identity Services Pvt Ltd.,C=IN</u>			
System Generated Barcode/QR Code	 AABTG1259L0765182124126102437ced0373245c00dc353c1c8f2ebad7474a1726		
<u>DO NOT SEND THIS ACKNOWLEDGEMENT TO CPC, BENGALURU</u>			

NAME OF ASSESSEE : **GYAPRASAD JAIN CHERITABLE TRUST**
PAN : **AABTG1259L**
OFFICE ADDRESS : 35, WORLD BUSINESS HOUSE, NR. PARIMAL GARDEN, ELLISBRIDGE, AHMEDABAD, GUJARAT-380006
STATUS : AOP (TRUST) **ASSESSMENT YEAR** : 2024 - 2025
SUB-STATUS : PUBLIC CHARITABLE TRUST
REG. NO. U/S 12A/12AA : DIT(E)/12AA/62/09-10/
CLAIMING EXEMPTION UNDER : Section 10(23C)(via)
WARD NO : WARD EXEMPTION **FINANCIAL YEAR** : 2023 - 2024
D.O.I. : 26/04/2007
EMAIL ADDRESS : jjindal1990@gmail.com
NAME OF BANK : AXIS BANK
MICR CODE : 380211018
IFSC CODE : UTIB0001064
ADDRESS : PALDI
ACCOUNT NO. : 911010042130773
RETURN : ORIGINAL
IMPORT DATE : AIS : 26-10-2024 06:19 AM TIS : 26-10-2024 06:19 AM 26AS : 26-10-2024 06:19 AM
COMPUTATION DATE : 26-10-2024 05:22 PM

COMPUTATION OF TOTAL INCOME

INCOME FROM OTHER SOURCES

SB INTEREST FROM AXIS BANK LIMITED	1891	0
SB INTEREST FROM HDFC BANK LIMITED	118504	
FD INTEREST FROM PUNJAB NATIONAL BANK	11316	
FD INTEREST FROM AXIS BANK LIMITED	194238	
FD INTEREST FROM HDFC BANK LIMITED	2158444	
INTEREST PAID	-2484393	

INCOME NOT FORMING PART OF APPLICATION OF INCOME

VOLUNTARY CONTRIBUTIONS AND ANONYMOUS DONATIONS TAXABLE U/S 115BBC (OTHER THAN CORPUS)	431701	NIL
AGGREGATE OF INCOME REFERRED TO IN SECTIONS 11, 12 AND SECTIONS 10(23C)(IV), 10(23C)(V), 10(23C)(VI) AND 10(23C)(VIA) DERIVED DURING THE PREVIOUS YEAR EXCLUDING VOLUNTARY CONTRIBUTION	442993657	
LESS : 15% OF THE DONATION(S) MADE TO TRUST OR INSTITUTION(S) REGISTERED U/S 12AB OR APPROVED U/S 10(23C)(IV)/(V)/(VI)/(VIA)	NIL	

INCOME BEFORE APPLICATION OF INCOME

443425358		
LESS : APPLICATION OF INCOME		
AMOUNT APPLIED DURING THE PREVIOUS YEAR (EXCLUDING APPLICATION FROM BORROWED FUND, DEEMED APPLICATION, PREVIOUS YEAR ACCUMULATION UPTO 15%)	416221147	
AMOUNT APPLIED TO CHARITABLE OR RELIGIOUS PURPOSES - REVENUE/CAPITAL ACCOUNT (REPAYMENT OF LOAN)	27204211	443425358

GROSS TOTAL INCOME

TOTAL INCOME

NIL

NIL

COMPUTATION OF TAX ON TOTAL INCOME

TAX ON RS. NIL NIL

LESS TAX DEDUCTED AT SOURCE

SECTION 194C: CONTRACTORS AND SUB-CONTRACTORS 1418

SECTION 194A: OTHER INTEREST	527710	
SECTION 194I(B): SECTION 194I(B)	1976428	
SECTION 194JB: SECTION 194JB	122199	
SECTION 194O: SECTION 194O	594	
SECTION 206CO: SECTION 206CO	46669	2675018
	<u> </u>	<u> </u>
		-2675018

REFUNDABLE		(2675018)
TAX REFUNDABLE ROUNDED OFF U/S 288B		<u>(2675020)</u>

GAYAPRASAD JAIN CHARITABLE TRUST
(Swarnim Startup and Innovations University)
AHMEDABAD
CONSOLIDATE BALANCE SHEET AS ON 31/03/2024

Particulars	Notes	FOR THE YEAR ENDED ON 31/3/2024
I. LIABILITIES		
(1) Corpus Funds		
(a) Corpus Fund	1	72,60,90,212
(2) Non-Current Liabilities		
(a) Long-term borrowings	2	10,44,87,891
(b) Deferred tax liabilities (Net)		
(c) Other Long term liabilities	3	3,75,06,499
(d) Long term provisions		
(3) Current Liabilities		
(a) Short-term borrowings		
(b) Trade payables		
(c) Other current liabilities	4	15,58,83,783
(d) Short-term provisions		
TOTAL		1,02,39,68,385
II.ASSETS		
(1) Non-current assets		
(a) Fixed assets		
(i) Tangible assets	5	60,58,98,179
(ii) Intangible assets		
(iii) Capital work-in-progress		
(iv) Intangible assets under development		
(b) Non-current investments		
(c) Deferred tax assets (net)		
(d) Long term loans and advances	6	-
(e) Other non-current assets		
Current Assets and Loans & Advances		
(2) Current assets		
(a) Current investments		
(b) Inventories		
(c) Trade receivables		
(d) Cash and cash equivalents	7	2,07,72,023
(e) Short-term loans and advances	8	16,60,88,173
(f) Other current assets	9	23,12,10,011
TOTAL		1,02,39,68,385


Notes on Accounts

17

As per our audit report of even date
For J J A M & Co.
(Formerly S.C.Kabra & Co.)
Chartered Accountants

(S. K. Jindal)
Partner

Place: Ahmedabad
Date: 20/09/2024



For, Gayaprasad Jain Charitable Trust



Place: Ahmedabad
Date: 20/09/2024

GAYAPRASAD JAIN CHARITABLE TRUST
(Swarrnim Startup and Innovations University)

Ahmedabad

Notes on Financial Statements for the year ended 31st March, 2024
(consolidate)

(Amount in Rs.)	
1. CORPUS FUND	AS AT
	31-03-2024
Gayaprasad Jain Charitable Trust	52,90,96,157.92
Arihant Sewa Samiti	13,31,72,743.41
Less: Arihant Sewa Samiti	(1,15,80,915.00)
Addition during the year	4,31,701.00
Add: Excess of income over exp transferred	7,49,70,524.28
TOTAL	72,60,90,211.61
2. LONG TERM BORROWINGS	AS AT
(As per Schedule - A)	31-03-2024
Loans from Banks	
Secured	10,44,87,890.55
Unsecured	-
Sub total	10,44,87,890.55
Loans from Others	
Secured	-
Unsecured	-
Sub total	-
TOTAL	10,44,87,890.55
3. OTHER LONG TERM LIABILITIES	AS AT
(As per Schedule - B)	31-03-2024
Caution Money & Libraray Deposit	3,55,88,000.00
DEPOSITE A/C	19,18,499.00
STUDENT DEPARTMENT	
TOTAL	3,75,06,499.00
4. OTHER CURRENT LIABILITIES	AS AT
(As per Schedule - C)	31-03-2024
ADVANCE FEE RECEIVED	11,88,06,001.50
Alumani Fund	28,000.00
Duties & Taxes	84,68,155.76
Provisions	1,85,61,917.00
Scholarship	1,40,510.00
SCHOLERSHIP	1,83,440.00
Sundry Creditors	96,95,759.14
TOTAL	15,58,83,783.40




GAYAPRASAD JAIN CHARITABLE TRUST (Swarnim Startup and Innovations University)

Ahmedabad


FIXED ASSETS 2023-2024 (Consolidate)

NOTE - " 5 "

Sr. NO.	PARTICULARS	DEP. RATE	OPENING W.D.V AS AT 01.04.2023	ADDITIONS		DELETION/ADJUSTMENTS	CLOSING W.D.V AS AT 31.03.2024	
				IST HALF	IIND HALF			
	1							
1	Air Conditioners	15%	7,29,524	-	-	-	7,29,524	
2	Audio System	15%	44,115	-	-	-	44,115	
3	Banches & Chair	15%	3,65,871	-	-	-	3,65,871	
4	Black,White,Ceramic Boards	15%	1,28,807	-	-	-	1,28,807	
5	Borewell	15%	4,32,004	-	-	-	4,32,004	
6	CCTV Camera	15%	5,94,040	-	-	-	5,94,040	
7	Collage Building - A	10%	7,02,771	-	-	-	7,02,771	
8	College Building -B	10%	2,46,82,121	-	-	-	2,46,82,121	
9	College Building -C	10%	2,19,13,459	-	-	-	2,19,13,459	
10	College Building -(jain)	10%	-	-	-	-	-	
11	Computers & Printers	60%	7,68,873	-	-	-	7,68,873	
12	Epabx Server	15%	72,420	-	-	-	72,420	
13	Electrical Equipment	15%	5,54,942	-	-	-	5,54,942	
14	Electrical Installation	10%	26,88,274	-	-	-	26,88,274	
15	Fire Safety & Protection	15%	7,786	-	-	-	7,786	
16	Furnitures & Fixtures	10%	1,10,66,101	-	-	-	1,10,66,101	
17	Generator A/c	15%	3,88,818	-	-	-	3,88,818	
18	Laboratory Instruments	15%	68,56,948	-	-	-	68,56,948	
19	Loan Cutter Machine	15%	9,963	-	-	-	9,963	
20	Mobile Phone A/C.	15%	23,977	-	-	-	23,977	
21	Projector Epson Eb -S9	15%	1,65,454	-	-	-	1,65,454	
22	Refrigerator	15%	35,577	-	-	-	35,577	
23	Risograph (Digital Duplicate Machin	15%	60,358	-	-	-	60,358	
24	School Bus A/c	15%	1,83,602	-	-	-	1,83,602	
25	Sports Equipments	15%	22,072	-	-	-	22,072	
26	Sprial Binding Machine	15%	2,839	-	-	-	2,839	
27	Telephone Instruments	15%	8,908	-	-	-	8,908	
28	T.V.Panasonic	15%	32,836	-	-	-	32,836	
29	UPS Machine	15%	21,675	-	-	-	21,675	
30	Water Cooler AS	15%	2,62,589	-	-	-	2,62,589	
31	Water R.O.Plant	15%	2,16,268	-	-	-	2,16,268	
32	Water Tank	15%	43,139	-	-	-	43,139	
33	Workshop Equipments	15%	41,755	-	-	-	41,755	
34	Workshop Lab Manual	15%	9,505	-	-	-	9,505	
35	Xerox(Photo Copier Machine)	15%	1,52,662	-	-	-	1,52,662	
			-	-	-	-	-	
	2							
1	College Building	10%	53,91,115	-	-	-	53,91,115	
2	Instrument A/c	15%	29,06,303	-	-	-	29,06,303	
3	Hospital bed	15%	8,24,922	-	-	-	8,24,922	
4	Sargical Insrument	15%	6,37,018	-	-	-	6,37,018	
5	Electric Installation A/c	15%	1,56,261	-	-	-	1,56,261	
6	Elevators A/c	15%	6,00,000	-	-	-	6,00,000	
7	Furniture A/c	10%	98,164	-	-	-	98,164	
8	Fire Safety Inst		2,14,730	-	-	-	2,14,730	
9	Hospital instrument		49,280	-	-	-	49,280	
10	Pulvizer Machine		36,900	-	-	-	36,900	
11	Tablet Machine		2,48,500	-	-	-	2,48,500	
			-	-	-	-	-	
	3							
1	Furnitures	10%	96,250	-	-	-	96,250	
2	Instrument A/c	15%	11,39,034	-	-	-	11,39,034	
3	Electric Installation A/c	15%	8,159	-	-	-	8,159	
4	X-Ray Machine A/c	15%	92,500	-	-	-	92,500	
			-	-	-	-	-	
	4							
1	College Building	10%	1,93,66,996	5,00,43,418	-	-	6,94,10,414	




2	Instruments	15%	4,92,540	-	-	-	4,92,540
			-	-	-	-	-
	5		-	-	-	-	-
1	Instruments	15%	7,57,796	-	-	-	7,57,796
			-	-	-	-	-
	6		-	-	-	-	-
1	Land	0%	84,49,249	-	-	-	84,49,249
2	Accord Car	15%	9,29,557	-	-	-	9,29,557
3	Volvo Car-(S 60)	15%	29,72,274	-	-	-	29,72,274
4	Innova Car	15%	20,77,116	-	-	-	20,77,116
5	CAR	15%	34,89,577	-	-	-	34,89,577
6	New Ambulance Pur.	15%	4,21,625	-	-	-	4,21,625
7	Hostel Building	10%	7,80,17,773	-	-	-	7,80,17,773
8	College Building A		11,48,84,231	-	-	-	11,48,84,231
9	Ciaz Car		11,91,774	-	-	-	11,91,774
10	Oxygen Plant		37,76,000	-	-	-	37,76,000
11	HOSPITAL INSTRUMENTS		18,72,804	-	-	-	18,72,804
12	LAB INSTRUMENTS		9,15,877	-	-	-	9,15,877
13	X RAY MACHINE		8,60,008	-	-	-	8,60,008
			-	-	-	-	-
	7		-	-	-	-	-
1	College Building	10%	2,30,21,179	-	-	-	2,30,21,179
2	Instruments	15%	37,000	-	-	-	37,000
3	Furniture & Fixture A/c	10%	17,58,013	-	-	-	17,58,013
			-	-	-	-	-
	8		-	-	-	-	-
1	College Building	10%	42,08,750	-	-	-	42,08,750
2	Designing Instruments	15%	41,536	-	-	-	41,536
			-	-	-	-	-
	10		-	-	-	-	-
1	College Building	10%	24,23,298	-	-	-	24,23,298
2	Instruments	15%	5,85,747	-	-	-	5,85,747
			-	-	-	-	-
	11		-	-	-	-	-
1	Air Conditoin	15%	5,77,107	-	-	-	5,77,107
2	Audio System	15%	39,450	-	-	-	39,450
3	Building	10%	87,07,810	-	-	-	87,07,810
4	Camera	15%	14,07,997	-	-	-	14,07,997
5	Computer & Printer A/C	40%	45,52,238	-	-	-	45,52,238
6	Electric Installment A/C	15%	27,44,228	-	-	-	27,44,228
7	Finger Machine	15%	42,063	-	-	-	42,063
8	Furniture	10%	9,57,782	-	-	-	9,57,782
9	Furniture & Fixture	10%	1,19,84,841	-	-	-	1,19,84,841
10	INSTRUMENT A/C	15%	34,291	-	-	-	34,291
11	Led Tv	15%	1,59,000	-	-	-	1,59,000
12	MOBILE A/C	15%	31,000	-	-	-	31,000
13	Phone A/C	15%	1,18,472	-	-	-	1,18,472
14	Projector A/C	15%	4,64,634	-	-	-	4,64,634
15	R O System	15%	1,09,805	-	-	-	1,09,805
16	Sewing machine	15%	92,960	-	-	-	92,960
17	Sound System A/C	15%	46,480	-	-	-	46,480
18	SPORT EQUIPMENTS	15%	13,744	-	-	-	13,744
19	Water Tank	15%	28,000	-	-	-	28,000
20	UPS A/C	15%	38,822	-	-	-	38,822
21	WATER COOLER A/C	15%	88,800	-	-	-	88,800
			-	-	-	-	-
	13		-	-	-	-	-
1	INSTRUMENT A/C		17,28,416	-	-	-	17,28,416
			-	-	-	-	-
	14		-	-	-	-	-
1	College Building	10%	1,07,41,751	-	-	-	1,07,41,751
2	Computers & Printers	40%	57,300	-	-	-	57,300
3	Furnitures & Fixtures	10%	4,94,068	-	-	-	4,94,068
			-	-	-	-	-
	15		-	-	-	-	-
1	Barcode Scanner	15%	2,125	-	-	-	2,125



2	College Building - Venus Arch	10%	2,25,56,855	-	-	-	2,25,56,855
3	Computers & Printers	40%	1,21,231	-	-	-	1,21,231
4	Sports Equipments	15%	1,445	-	-	-	1,445
5	Furnitures & Fixtures	10%	14,38,139	-	-	-	14,38,139
6	Water Cooler	15%	40,800	-	-	-	40,800
7	Water RO Plant	15%	37,145	-	-	-	37,145
8	Air Conditioner	15%	23,800	-	-	-	23,800
9	Finger Print Machine	15%	10,200	-	-	-	10,200
10	Sweing machine a/c	15%	1,33,700	-	-	-	1,33,700
			-	-	-	-	-
	16		-	-	-	-	-
1	College Building	10%	1,87,16,438	-	-	-	1,87,16,438
2	Computers & Printers	40%	1,53,123	-	-	-	1,53,123
3	Furnitures & Fixtures	10%	20,47,086	-	-	-	20,47,086
4	Lab Equipment	15%	17,62,199	-	-	-	17,62,199
5	Air Conditioner	10%	1,02,765	-	-	-	1,02,765
			-	-	-	-	-
	Arihant School of Pharmacy & BRI		-	-	-	-	-
1	Air Conditioner	15%	4,19,457	-	-	-	4,19,457
2	AUDIO SYSTEM	15%	1,06,250	-	-	-	1,06,250
3	Books & periodicals	40%	19,604	-	-	-	19,604
4	Borewell A/c	15%	1,53,348	-	-	-	1,53,348
5	Building - College	10%	9,57,85,765	-	-	-	9,57,85,765
6	CCTV Camera	15%	3,80,613	-	-	-	3,80,613
7	Computer & Printer A/c	40%	8,35,316	-	-	-	8,35,316
8	Digital Converter A/c	15%	1,544	-	-	-	1,544
9	Dissolution & Disintegration App.	15%	1,03,618	-	-	-	1,03,618
10	Drainage Well A/c	15%	9,144	-	-	-	9,144
11	Electronic Item	15%	9,43,015	-	-	-	9,43,015
12	Elevators	15%	3,91,000	-	-	-	3,91,000
13	Finger Machine	15%	31,560	-	-	-	31,560
14	Fire Extinguishers	15%	3,734	-	-	-	3,734
15	Fire Safety System		2,15,797	-	-	-	2,15,797
16	Furniture & Fixtures	10%	17,16,721	-	-	-	17,16,721
17	Laboratory Equipments	15%	29,30,061	-	-	-	29,30,061
18	LCD Projector Epson Eb -X7	15%	48,328	-	-	-	48,328
19	Loan Cutter Machine	15%	35,893	-	-	-	35,893
20	Mobile	15%	4,463	-	-	-	4,463
21	Monoblock Pump 2 HP	15%	35,252	-	-	-	35,252
22	OFFICE EQUIPMENT	15%	27,308	-	-	-	27,308
23	OHP Projector	15%	23,595	-	-	-	23,595
24	Photo Copier Machine A/c	15%	10,783	-	-	-	10,783
25	R.O.System	15%	1,54,395	-	-	-	1,54,395
26	Refrigerator	15%	7,650	-	-	-	7,650
27	School Bus(GJ-18-X-2041)	15%	1,98,917	-	-	-	1,98,917
28	Softwares	40%	16,148	-	-	-	16,148
29	Sport Equipment	15%	41,150	-	-	-	41,150
30	Stabiliser A/c	15%	5,671	-	-	-	5,671
31	U V Visible Spectrophotometer	15%	1,87,589	-	-	-	1,87,589
32	UPS systemj	15%	1,49,174	-	-	-	1,49,174
33	Ventilator Fans (Exost Fans)	15%	8,297	-	-	-	8,297
34	Water Cooler	15%	72,470	-	-	-	72,470
35	Water Tank	15%	33,114	0	-	-	33,114
			-	-	-	-	-
			55,58,54,761	5,00,43,418	-	-	60,58,98,179



6. LONG TERM LOANS AND ADVANCES		AS AT
(As per Schedule - D)		31-03-2024
<u>Security Deposits</u>		
-Unsecured and Considered Good		-
-Others		-
other long term Loans		-
TOTAL		-
7. CASH AND BANK BALANCES		AS AT
(As per Schedule - E)		31-03-2024
Cash on Hand		2,88,44,507.96
Balance with Banks in current account		(80,72,485.24)
TOTAL		2,07,72,022.72
8. SHORT TERM LOANS AND ADVANCES		AS AT
(As per Schedule - F)		31-03-2024
<u>(a)Advances to Suppliers</u>		
-Unsecured and Considered Good		16,60,88,172.57
TOTAL		16,60,88,172.57
9. OTHER CURRENT ASSETS		AS AT
(As per Schedule - G)		31-03-2024
Other Current Assets		23,12,10,010.63
TOTAL		23,12,10,010.63




GAYAPRASAD JAIN CHARITABLE TRUST
(Swarnim Startup and Innovations University)
AHMEDABAD


CONSOLIDATE INCOME AND EXPENDITURE ACCOUNT FOR THE YEAR ENDING ON
31/03/2024

PARTICULAR	NOTES	FOR THE YEAR ENDED ON 31/3/2024
I. Revenue from operations	10	38,38,88,304
II. Other Income	11	5,91,05,353
III. Total Revenue (I + II)		44,29,93,657
IV. Expenses:		
Cost of materials consumed		
Other operating and manufacturing expenses		
Changes in inventories of finished goods, WIP and SIT		
Employee benefit expense	12	21,34,34,560
Other administration & selling expenses		
Financial costs	13	2,01,03,616
Other expenses	14	13,44,84,957
Depreciation and amortization expense	5	-
Total Expenses		36,80,23,133
V. Surplus before exceptional and extraordinary items and tax		7,49,70,524
VI. Exceptional Items		
VII. Surplus before extraordinary items and tax (V - VI)		7,49,70,524
VIII. Extraordinary Items		
IX. Surplus before tax (VII - VIII)		7,49,70,524
X. Tax expense:		
(1) Current tax		
(2) Deferred tax		
XI. Surplus/(Deficit) from the perid from continuing operations		7,49,70,524
XII. Surplus/(Deficit) from discontinuing operations		
XIII. Tax expense of discounting operations		
XIV. Surplus/(Deficit)from Discontinuing operations (XII - XIII)		
XV. Surplus/(Deficit) for the period (XI + XIV)		7,49,70,524
Balance carried to Corpus Fund		7,49,70,524

Notes on Accounts

As per our audit report of even date
For J J A M & Co.
(Formerly S.C.Kabra & Co.)
Chartered Accountants


(S. K. Jindal)
Partner



Place: Ahmedabad
Date: 20/09/2024

For Gayaprasad Jain Charitable Trust





Place: Ahmedabad
Date: 20/09/2024

GAYAPRASAD JAIN CHARITBALE TRUST
(Swarnim Startup and Innovations University)

Ahmedabad

Notes on Financial Statements for the Year ended 31st March, 2024 (Consolidate)

(Amount in Rs.)	
10. REVENUE FROM OPERATIONS	AS AT
	2023-24
Consultancy & Corporate training Income	34,78,786
Financial support for research income	1,70,97,046
Grant for infrastructure development income	35,19,944
Research Project Grant Income	4,56,57,898
Students Tuition Fees Income	31,41,34,630
TOTAL	38,38,88,304.00
11. OTHER INCOME	AS AT
	2023-24
Interest Income on Fixed Deposit	52,40,288
Interest Income on Savings Bank Account	1,62,346
Student Other Income	5,37,02,719
TOTAL	5,91,05,353.36
12. EMPLOYEE BENEFITS EXPENSE	FOR THE YEAR
	2023-24
Employee Salary and Benifits	21,34,34,560
TOTAL	21,34,34,560.00
13. FINANCIAL COST	FOR THE YEAR
	2023-24
Loan Interest	2,01,03,616
TOTAL	2,01,03,616.36



14. OTHER EXPENSES**FOR THE YEAR****2023-24**

ADVERTISEMENT EXP	10,12,458
AUDIT FEE	1,00,000
BANK CHARGES	4,178
BIO MEDICAL WASTE EXP.	4,70,999
Books & E-Journalas exp.	1,47,93,345
CHEMICAL EXPENSES	5,31,638
Conference & Workshop and Seminar Exp.	8,26,791
Consultancy & Corporate Training Exp.	32,90,846
CONVEYANCE EXPENSES	1,37,622
COURRIER EXPENSES	21,705
ELECTRICTY EXP	35,26,458
Financial support for research Exp.	1,06,80,493
FREIGHT EXP	3,23,988
GARDEN & PLANTATION EXP.	1,34,250
LABORATORY EXP	38,596
MEDICAL EXP	4,577
OTHER EXP.	32,15,683
Physical & Academic Support exp.	4,23,62,761
Reparing and devlopment exp.	1,47,25,047
Research project fund exp.	3,01,53,502
SECURITY CHARGES	39,08,972
Seed money for research Exp.	28,36,367
SOFTWARE EXPENSES	4,56,111
STAFF WELFARE	2,74,818
STATIONERY AND PRINTING EXP	5,42,854
TRAVELLING EXPENSES	1,10,897

Total**13,44,84,956.72**